

Dinuba Parks & Recreation Master Plan

SURVEY HIGHLIGHTS

QUALITY OF LIFE

94%

SAID PARKS AND RECREATION ARE ESSENTIAL OR IMPORTANT TO THE QUALITY OF LIFE IN DINUBA

PARK USAGE

71%

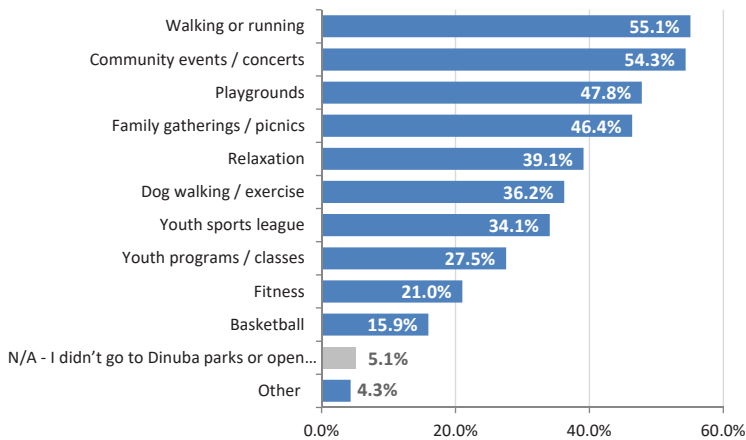
SAID THAT THEY VISIT PARKS AT LEAST ONCE A MONTH; 36% VISIT PARKS ONCE A WEEK OR MORE

SENSE OF VALUE

70%

SAID THAT THEY ARE SATISFIED WITH THE VALUE THEY RECEIVE FROM DINUBA

TOP REASONS FOR VISITING



TOP COMMUNITY NEEDS



85% SAID THAT THERE ARE NOT ENOUGH TRAILS



64% SAID THAT THERE ARE NOT ENOUGH INDOOR RECREATION FACILITIES

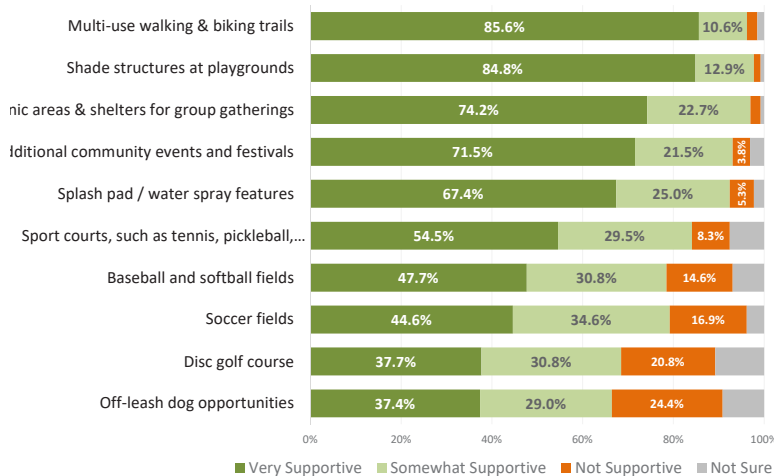


56% SAID THAT THERE ARE NOT ENOUGH PARKS WITH PLAYGROUNDS & ACTIVE-USE SPACE

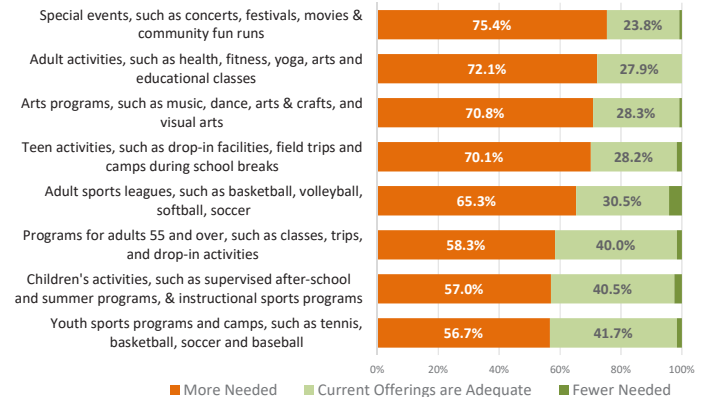
37%

SAID THAT THE LACK OF RESTROOMS WAS REASON FOR NOT USING PARKS MORE

SUPPORT FOR PARK IMPROVEMENTS



NEED FOR RECREATION PROGRAMS



ABOUT THE SURVEY

The 17-question survey measured current levels of satisfaction and asked about future improvements and the types of recreational amenities to be considered.

The online survey was posted to the City's website on April 27, 2020. The survey was available in English and Spanish. Information about the survey was provided on the City's website home page and on the Parks System Master Plan project page. In all, 162 survey responses were received.

Since the survey was open to the general public and respondents were not selected through statistical sampling methods, the results are not necessarily representative of all City residents. **We thank all of the respondents for their participation and time!**